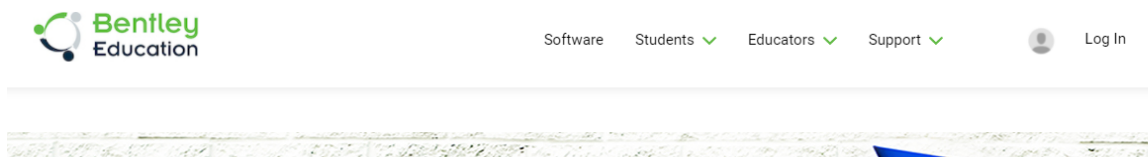


MANUAL D'INSTAL·LACIÓ DE MICROSTATION

1. Anar a la pàgina web de Bentley: <https://education.bentley.com/>



Registrar-nos amb les nostres dades:

Bentley®

Crear una cuenta

Dirección de correo electrónico

Nombre

Apellidos

País

Contraseña

Repita la contraseña

[Crear cuenta](#)

[Cancelar](#)

IMPORTANT posar al país ESPAÑA

Un cop registrats rebrem un correu per confirmar el compte.

Bentley®

Verificar dirección de correo electrónico

Le hemos enviado un código nuevo.

Le hemos enviado un correo electrónico con un código único que necesita para verificar la dirección. Introduzca el código a continuación.

Código de verificación

[Verificar](#)

[Reenviar código](#)

[Cancelar](#)

Un cop fet, podem iniciar sessió.

2. Un cop ja estem dins, l'opció de registrar el codi de l'escola apareixerà a la part inferior de la pàgina a l'apartat de software.

Bentley Education

Software Students Educators Support pruebas P Welcome

Single installer shared by PLAXIS Designer, PLAXIS 2D LE, and PLAXIS 3D LE. PLAXIS 2D LE offers comprehensive LEM slope stability analysis. Consider numerous soil models, support types, loads, design standards, back analyze with probabilistic and sensitivity methods, and search the 40,000+ SoilVision Soils database. Perform FEM analysis with popular use cases: unsaturated water flow, large-strain consolidation, and climatic effects.

DOWNLOAD

Single installer shared by PLAXIS Designer, PLAXIS 2D LE, and PLAXIS 3D LE. PLAXIS 3D LE offers the same advantages as PLAXIS 2D LE when geotechnical conditions or projects demand 3D. Analyze layer-cake geology, irregular volumes, anisotropic bedding, and engineered earth structures for open-pit stability, mine tailings capacity, dam seepage, and infrastructure. Assess risk by rapidly solving extensive road, rail, or urban areas.

DOWNLOAD

Single installer shared by PLAXIS Designer, PLAXIS 2D LE, and PLAXIS 3D LE. PLAXIS Designer is a 3D conceptual model builder to reduce model creation times by visualizing, optimizing, and merging engineered earth structures, staged construction and excavation, topology, borehole, water, and field instrumentation geotechnical data into a design model for a PLAXIS analysis. Use data from OpenGround, other sources and input formats.

DOWNLOAD

Interested in exploring additional Bentley applications using your Unique School Code? Check them out here.

School Code Access

Bentley

Ens demana el codi de centre. Posem:

16EXz6VOWa8hdjvRFI6XhOKYW3XMPDWJ5EKFzM9NiFpA6H3IR3mdEg==

Update your Profile

To gain access to STUDENTserver, you must enter a unique **School Code** (provided to you by your school) in the text field below. (non-active example: "bY3mh4W...EalYua6BXH...MHZ7LHQ=="). Please contact your professor if you do not have this code. After you have submitted this information, you will be required to sign in again.

School Code

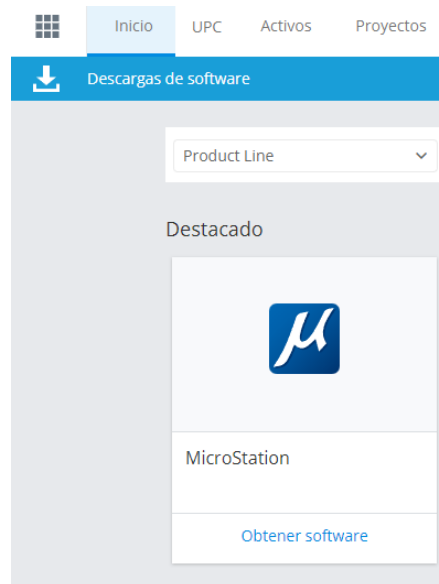
Submit

Valid site is not assigned.

I acceptem les condicions d'ús.


I agree to the Bentley Systems Terms of Service and Privacy Policy I accept

3. Tornem a la pàgina d'inici i anem a software downloads. (<https://education.bentley.com/>)



Aquí trobem el Microstation y fem click a Obtener Software

4. Seleccionem la versió que volem instal·lar



MicroStation
MicroStation is used by engineers, architects, GIS professionals, constructors, and owner-operators to design, model, visualize, document, map, and sustain infrastructure projects because it delivers an integrated and proven suite of intuitive, interactive, and highly interoperable design capabilities.

Generación	Versión	Idioma	Arquitectura	Tipo de entregable	Derechos de suscripción
-Select-	-Select-	Spanish	-Select-	Installer	Yes

Aplicar Borrar

MicroStation V8i SELECTseries 10 (SES) (Spanish) ? Descargar

Versión:08.11.09.931 Fecha:09/29/2021 Tamaño:1476 MB [Requisitos del sistema](#) [Estado de soporte](#)

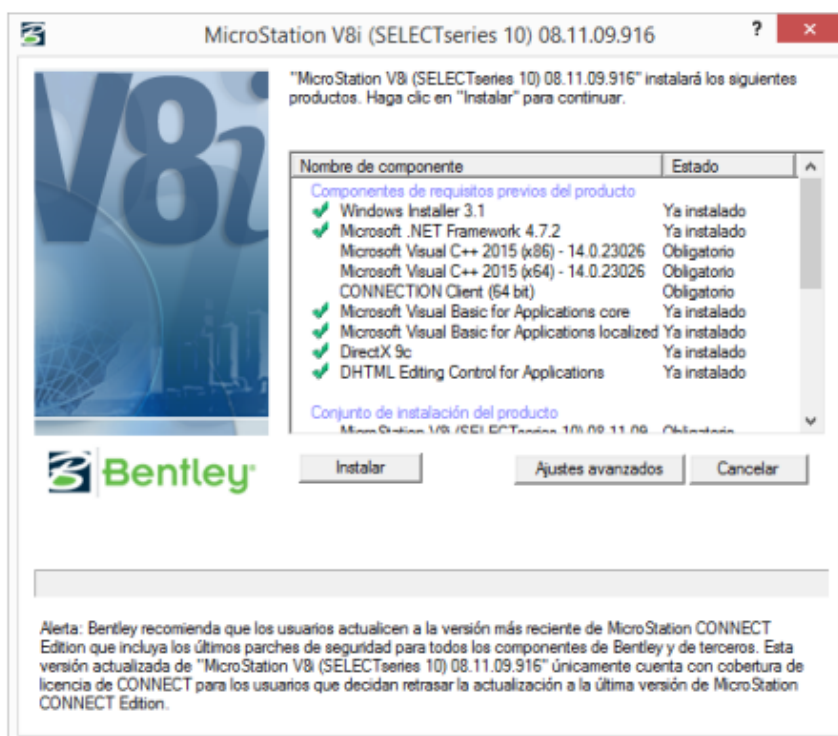
MicroStation CONNECT Edition (Full) x64 (SES) Update 16 (Spanish) ? Descargar

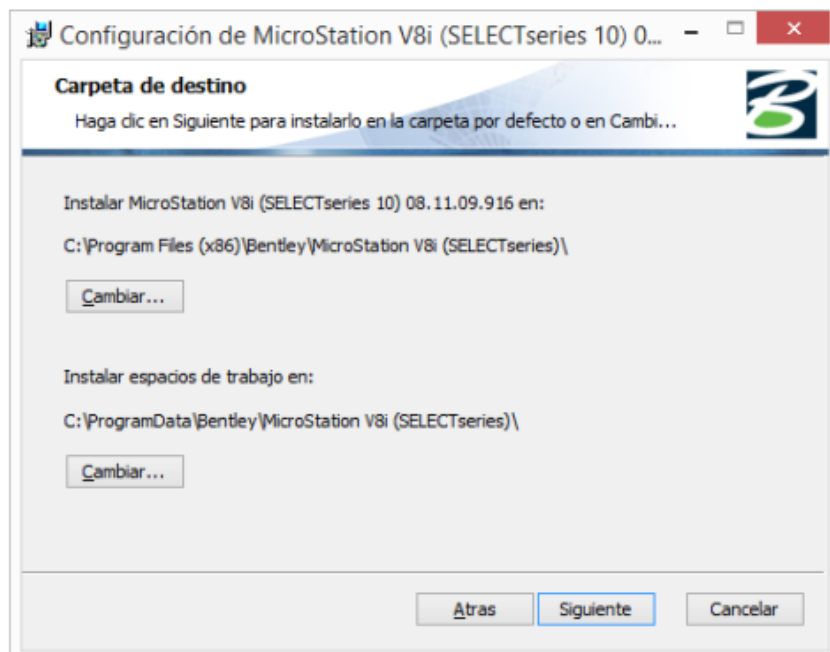
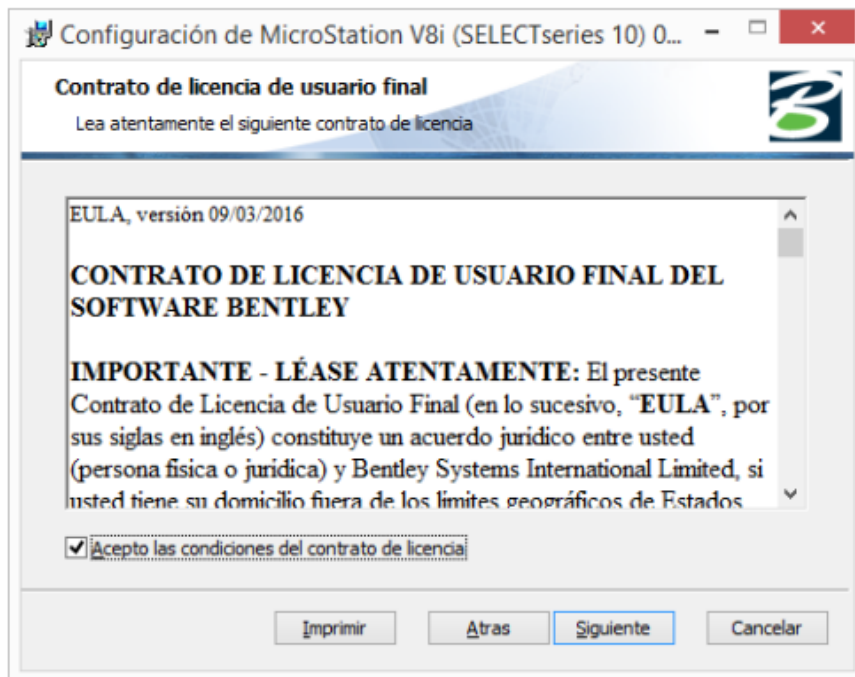
Versión:10.16.00.80 Fecha:06/25/2021 Tamaño:10 MB [Requisitos del sistema](#) [Estado de soporte](#)

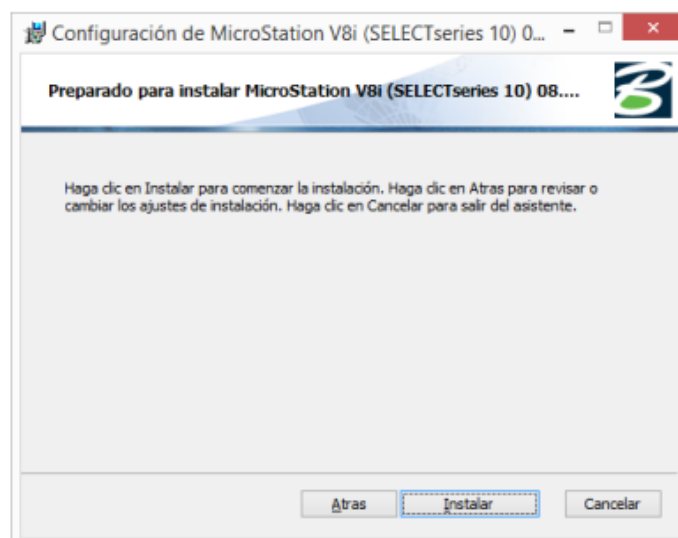
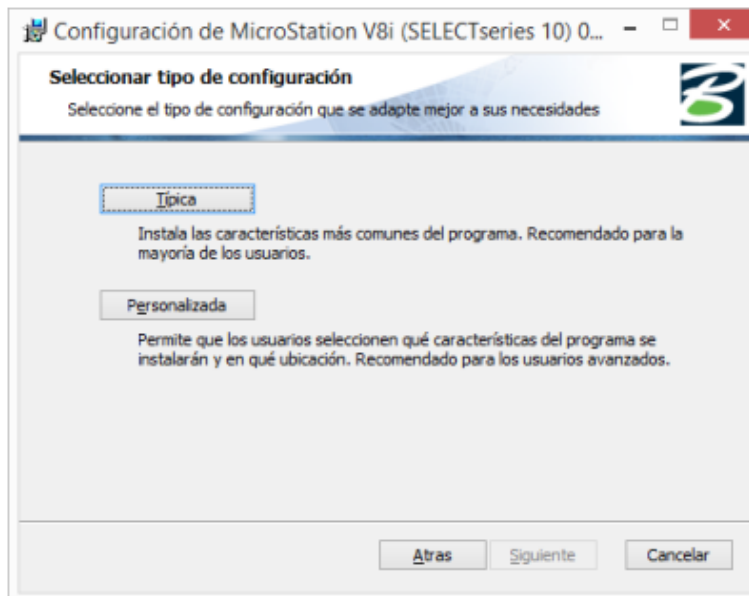
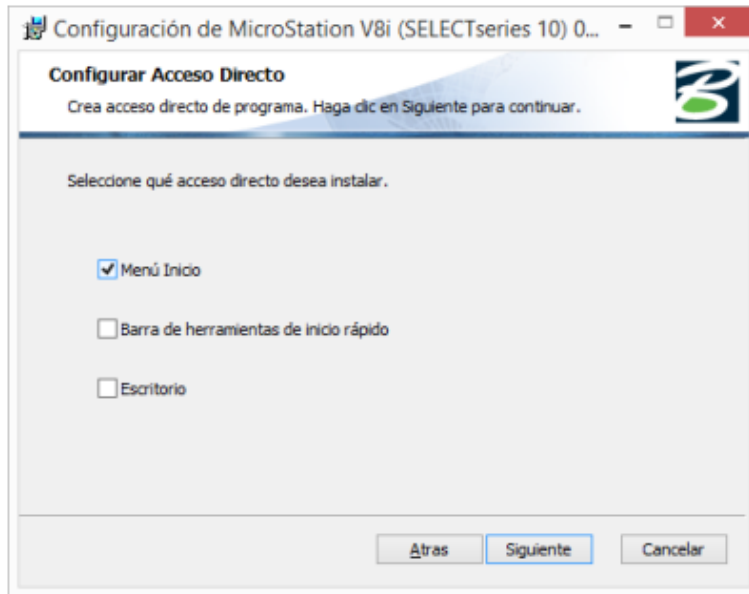
*Borrar los filtros predeterminados para ver más descargas

Ens podem descarregar el V8i que son les versions antigues, o el CONNECT. Seleccionem la versió que volem instal·lar i la descarreguem.

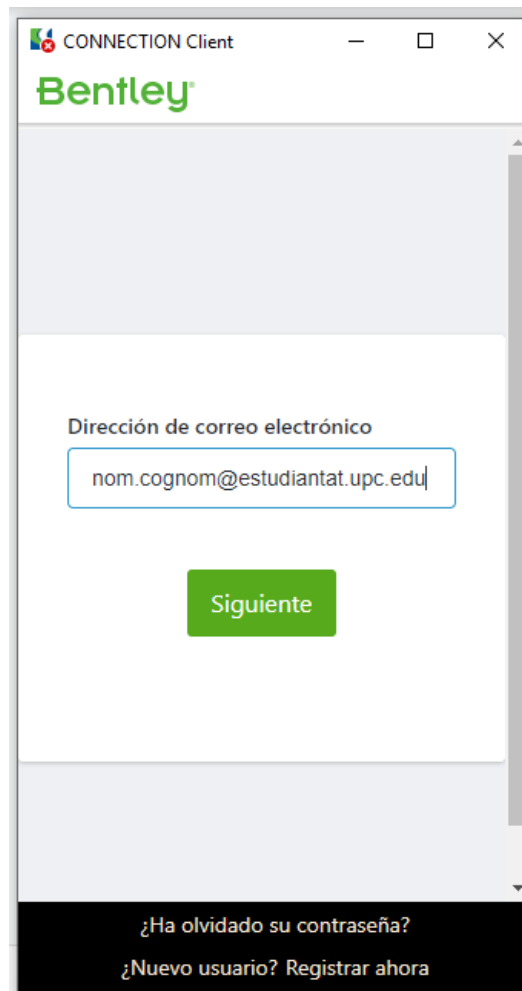
5. Obrim l'instal·lador i seguim les instruccions:







6. Un cop ja està instal·lat, només falta iniciar sessió que s'obre automàticament al iniciar Microstation, amb l'usuari i contrasenya que hem generat al principi.



Recordeu que heu de tenir connexió a Internet i SEMPRE estar validats al Connection Client per poder utilitzar-lo.